



District Report Card: 2017


State: Arunachal Pradesh	District: Kurung Kumey
Class: 3	Subject: Mathematics
Schools: 45	Students: 374


Participation/Coverage


Students

<div>GENDER</div> <div></div>	Boys				Girls			
	Number		%		Number		%	
	187		50.00		187		50.00	

<div>AREA</div> <div></div>	Rural				Urban			
	Number		%		Number		%	
	327		87.43		47		12.57	

<div>CATEGORY</div> <div></div>	SC		ST		OBC		GEN	
	Number	%	Number	%	Number	%	Number	%
	0	0.00	371	99.20	0	0.00	3	0.80

<div>CWSN</div> <div></div>	LD	VI	HI	S&LD	ID	Oth
	1	0	2	0	2	0

<div>Management</div> <div></div>	Government			Government-aided		
	Number		%	Number		%
	339		90.64	35		9.36

Average Performance of Students in Mathematics (%)

Overall	Gender		Area		Management		Social Group			
	Male	Female	Rural	Urban	Govt.	Aided	SC	ST	OBC	GEN
59.09	57.43	60.75	60.33	50.50	60.26	47.81	0.00	58.98	0.00	73.33

Performance on Learning Outcomes (LOs)

Learning Outcomes	Description	Average Performance(%)
M301	Reads and writes numbers up to 999 using place value	54.41
M302	Compares numbers up to 999 based on their place values	75.13
M303	Solves simple daily life problems using addition and subtraction of three digit numbers with and without regrouping	54.94
M304	Constructs and uses the multiplication facts (up till 10) in daily life situations	62.30
M305	Analyses and applies an appropriate number operation in the situation/ context	52.14
M306	Explains the meaning of division facts by equal grouping/sharing and finds it by repeated subtraction	48.93
M309	Identifies and makes 2D-shapes by paper folding, paper cutting on the dot grid, using straight lines etc.	77.57
M311	Fills a given region leaving no gaps using a tile of a given shape	37.25
M312	Estimates and measures length and distance using standard units like centimeters or meters & identifies relationships	21.76
M317	Reads the time correctly to the hour using a clock/watch	72.19
M318	Extends patterns in simple shapes and numbers	51.68
M319	Records data using tally marks, represents pictorially and draws conclusions	72.46

Range of Performance of Students who Answered Correctly							
Below 30%		30% - 50%		50% - 75%		Above 75%	
Number	%	Number	%	Number	%	Number	%
55	14.71	89	23.80	116	31.02	114	30.48

Lowest Performing Learning Outcomes (LOs)

- 1 - Estimates and measures length and distance using standard units like centimeters or meters & identifies relationships (21.76)
- 2 - Fills a given region leaving no gaps using a tile of a given shape (37.25)
- 3 - Explains the meaning of division facts by equal grouping/sharing and finds it by repeated subtraction (48.93)
- 4 - Extends patterns in simple shapes and numbers (51.68)
- 5 - Analyses and applies an appropriate number operation in the situation/ context (52.14)